


NeerainUltra

Rain water filter

NeeRainUltra is simple, scientific and sensible rooftop rainwater filter for homes, institutions and industries to save Rainwater for daily requirement and recharge. It saves millions of liters of fresh water lifetime.



Six Steps for Installation


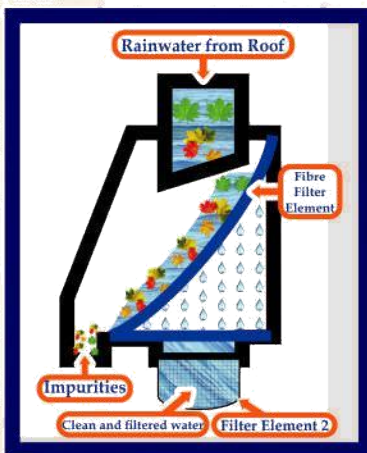
1. Mark four clamps on wall.
2. Cut the down pipe & fix 'T' joint.
3. Connect pipe from 'T' joint to Inlet.
4. Connect Outlet with Tank/Well.
5. Fix valve on third end of 'T' joint.
6. Connect drain outlet with pipe up to floor.



Technical Specifications

Product Code	:	NRU 150
Suitable up to roof area	:	140 M ²
Inlet	:	ID : 110 MM
Clean water outlet	:	OD : 110 MM
Drain / Impurities outlet	:	OD : 50 MM
Water head	:	1 feet (Minimum)
Principle of working	:	Reverse Y flow, Gravity
Stages of filtration	:	02 stages
Filter Element 1	:	Multilayer HDPE Filter element in curved layers, wrapped on PU coated frame (400 Micron)
Filter Element	:	Polymeric filter (200 Micron)
Rate of filtration	:	120 litres per Minute
Filter Unit	:	ABS, Engineering Plastic

Working Principle



SHUBHA JAL WATER SOLUTION LLP

Authorized Dealer of Water Flow Meter

Sales – 9820735686

Service – 8879524555

Bore Well - 9167985686

Rain Water Harvesting - 8879223222